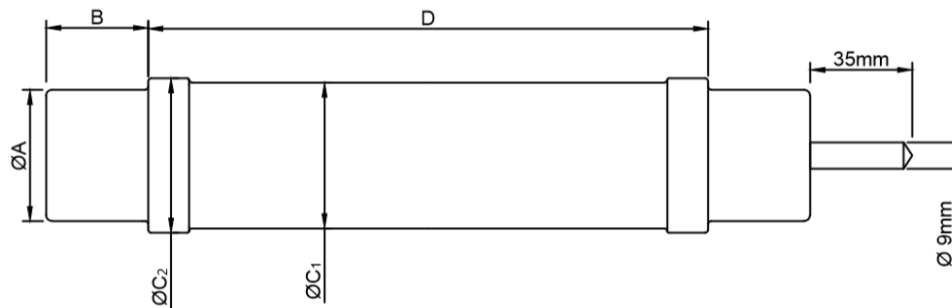


	With Trip-activated Striker Pin	With Thermally-activated Striker Pin
Item Code	S4A4080.08	S4T4080.08
Description	U _n =24kV, I _n =80A, D=442mm	
Application	Indoor & Outdoor	
Standards	IEC 60282-1, DIN 43625, VDE0670-4	

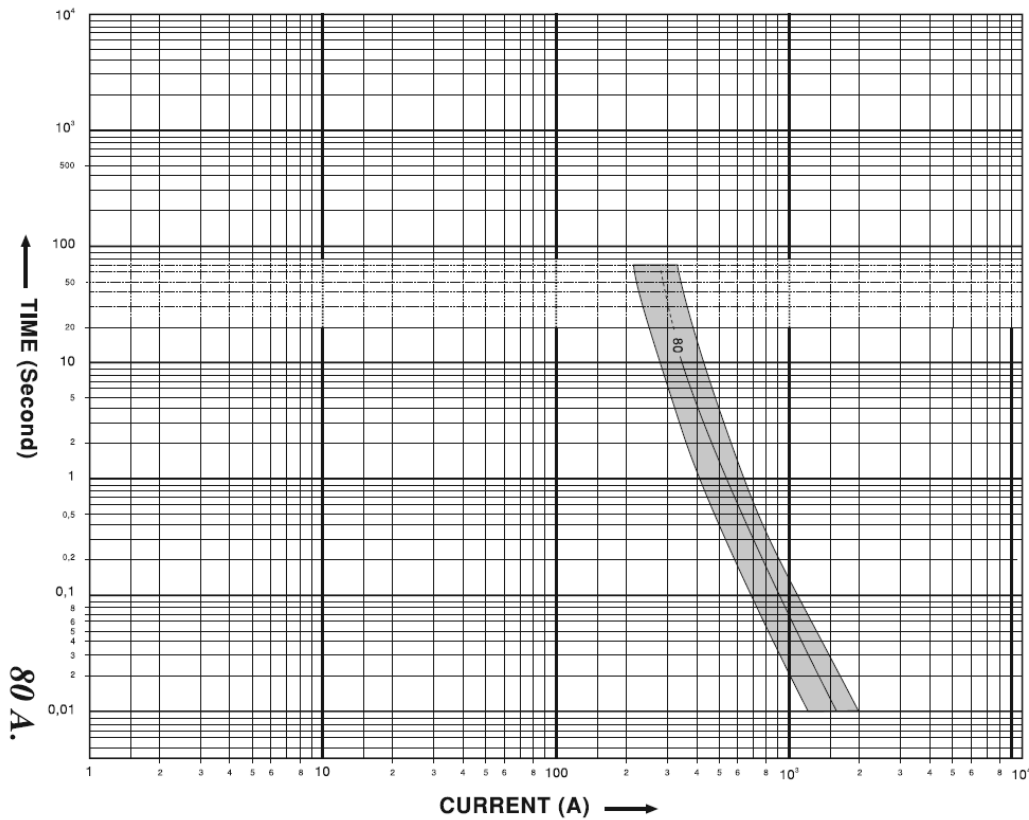


MECHANICAL CHARACTERISTICS						
ØA (±1)	B (+2, -0)	D (+0, -1)	ØC₁ (±2)	ØC₂ (±2)	Striker Force*	Weight
mm	mm	mm	mm	mm	N	kg
45	33	442	86	86	80	6

ELECTRICAL CHARACTERISTICS						
Rated Voltage (U _n)	Rated Current (I _n)	Rated Breaking Current (I ₁)	Rated Frequency (f)	Minimum Breaking Current (I ₃)	Cold Resistance (R) (±10%) (20°C)	Power Loss
kV	A	kA	Hz	A	mΩ	W
24	80	63	50	413	14,2	144

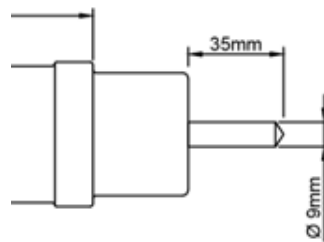
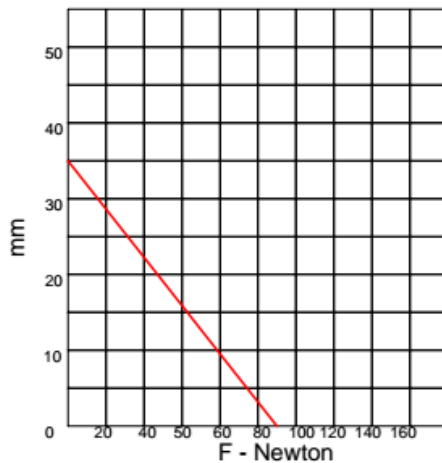
*Different striker pin types and forces are available upon request. Please refer to 2nd page for selection.

Time – Current Curve



Striker Pin Information

Travel – Force Diagram:



Striker Pin: 80N Force, medium class as per IEC 60282-1

Type and Force Selection:

S4□4080.□□

Striker Type:

A: Operates when fuse breaks the current
T: Thermally activated (F=80N only)
O: Optical indication
Z: Without striker

Striker Force:

05: F=50N
08: F=80N
12: F=120N
Not used if Striker Type digit is "O" or "Z"