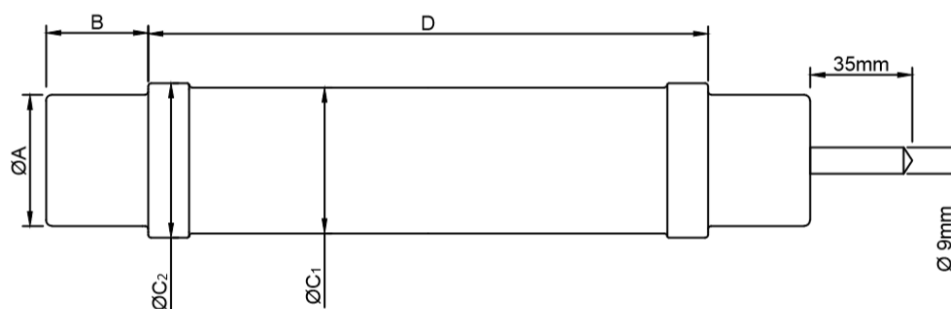


	With Trip-activated Striker Pin	With Thermally-activated Striker Pin
<b>Item Code</b>	S68A5050.08	S68T5050.08
<b>Description</b>	$U_n=36\text{kV}$ , $I_n=50\text{A}$ , $D=537\text{mm}$	
<b>Application</b>	Indoor & Outdoor	
<b>Standards</b>	IEC 60282-1, DIN 43625, VDE0670-4	


**MECHANICAL CHARACTERISTICS**

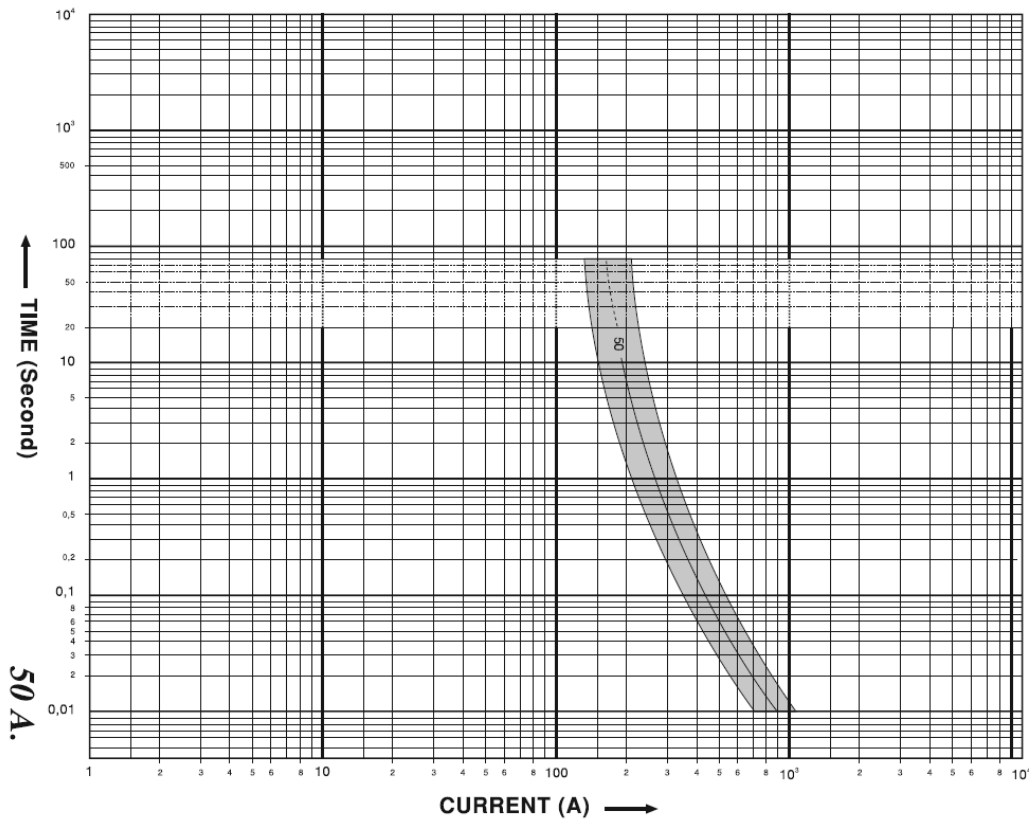
$\varnothing A$ ( $\pm 1$ )	B (+2, -0)	D (+0, -1)	$\varnothing C_1$ ( $\pm 2$ )	$\varnothing C_2$ ( $\pm 2$ )	Striker Force*	Weight
mm	mm	mm	mm	mm	N	kg
45	33	537	68	70	80	4,65

**ELECTRICAL CHARACTERISTICS**

Rated Voltage ( $U_n$ )	Rated Current ( $I_n$ )	Rated Breaking Current ( $I_1$ )	Rated Frequency (f)	Minimum Breaking Current ( $I_3$ )	Cold Resistance (R) ( $\pm 10\%$ )	Power Loss
kV	A	kA	Hz	A	m $\Omega$	W
36	50	40	50	200	43,5	180

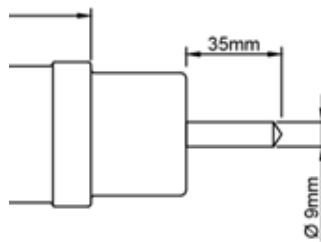
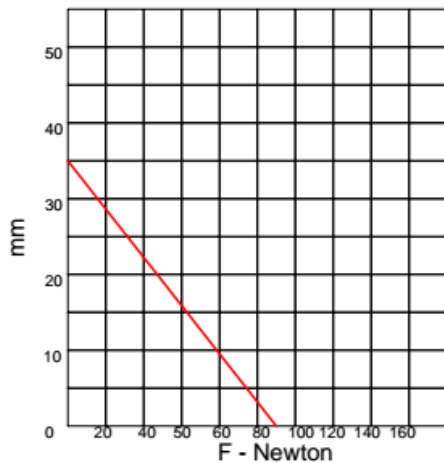
\*Different striker pin types and forces are available upon request. Please refer to 2<sup>nd</sup> page for selection.

### Time – Current Curve



### Striker Pin Information

#### *Travel – Force Diagram:*



**Striker Pin:** 80N Force, medium class as per IEC 60282-1

#### *Type and Force Selection:*

S68□5050.□□

##### **Striker Type:**

- A: Operates when fuse breaks the current
- T: Thermally activated (F=80N only)
- O: Optical indication
- Z: Without striker

##### **Striker Force:**

- 05: F=50N
- 08: F=80N
- 12: F=120N
- Not used if Striker Type digit is "O" or "Z"