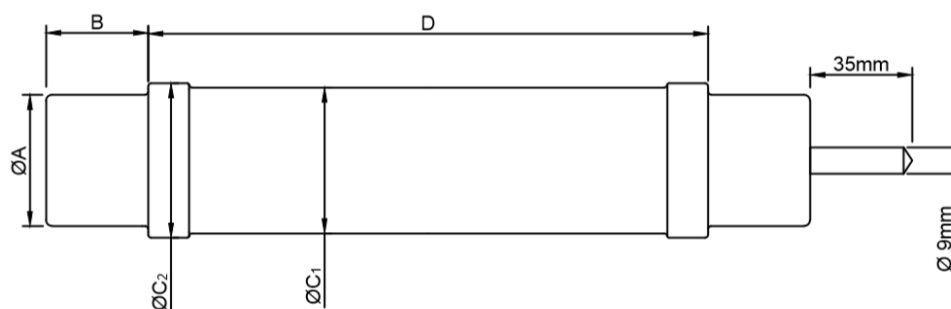


	With Trip-activated Striker Pin	With Thermally-activated Striker Pin
Item Code	S1A5010.08	S1T5010.08
Description	$U_n=36\text{kV}$, $I_n=10\text{A}$, $D=537\text{mm}$	
Application	Indoor & Outdoor	
Standards	IEC 60282-1, DIN 43625, VDE0670-4	

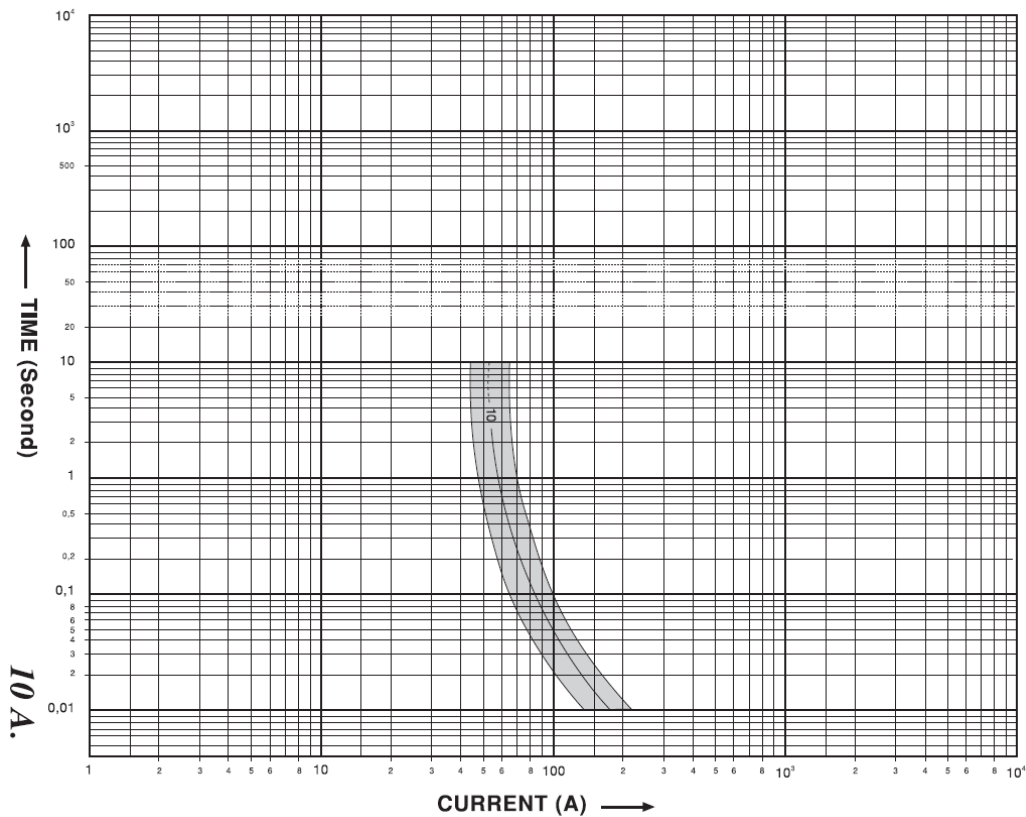


MECHANICAL CHARACTERISTICS						
$\varnothing A$ (± 1)	B (+2, -0)	D (+0, -1)	$\varnothing C_1$ (± 2)	$\varnothing C_2$ (± 2)	Striker Force*	Weight
mm	mm	mm	mm	mm	N	kg
45	33	537	53	55	80	2,8

ELECTRICAL CHARACTERISTICS						
Rated Voltage (U_n)	Rated Current (I_n)	Rated Breaking Current (I_1)	Rated Frequency (f)	Minimum Breaking Current (I_3)	Cold Resistance (R) ($\pm 10\%$)	Power Loss
kV	A	kA	Hz	A	m Ω	W
36	10	40	50	50	335	48

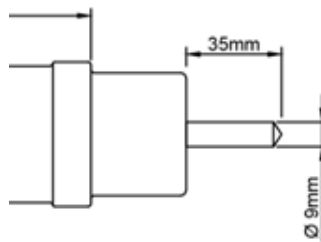
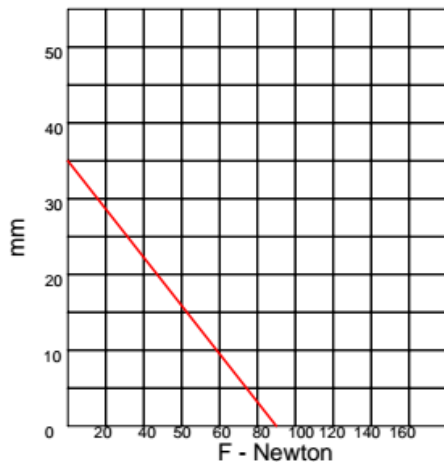
*Different striker pin types and forces are available upon request. Please refer to 2nd page for selection.

Time – Current Curve



Striker Pin Information

Travel – Force Diagram:



Striker Pin: 80N Force, medium class as per IEC 60282-1

Type and Force Selection:

S1□5010.□□

Striker Type:

A: Operates when fuse breaks the current
 T: Thermally activated (F=80N only)
 O: Optical indication
 Z: Without striker

Striker Force:

05: F=50N
 08: F=80N
 12: F=120N
 Not used if Striker Type digit is "O" or "Z"