

TEST REPORT

Report No.: LCS200525127AR

Date: 2020.06.05

Page 1 of 15

Applicant : Guilin Huayi Peakmeter Technology Co., LTD

Address : #3 Building, Huawei Shuangchuang Garden, Lingsu Road, Guilin China

Report on the submitted samples said to be:

Sample Name : Multi-Funtion Wire Tracker

Trade Mark : PEAKMETER, TACKLIFE


Style No. : PM6819A, MT01

Testing Period : May 29, 2020 ~ June 05, 2020

Results : Please refer to next page(s).

TEST REQUEST	CONCLUSION
According to the customer's request, based on the performed tests on submitted sample, the result of Lead(Pb), Cadmium(Cd), Mercury(Hg), Hexavalent Chromium(Cr(VI)), PBBs, PBDEs, DibuyI Phthalate(DBP), Benzylbutyl Phthalate(BBP), Bis(2-ethylhexyl) Phthalate(DEHP), Diispbetyl phthalate(DIBP) content comply with the limit requirement as set of RoHS Directive (EU) 2015/863 amending Annex II to Directive 2011/65/EU.	Pass

Signed for and on behalf of LCS



TEST REPORT

Report No.: LCS200525127AR

Date: 2020.06.05

Page 2 of 15

Results:
A.EU RoHS Directive 2011/65/EU and its amendment directives on XRF

Test method: With reference to IEC 62321-3-1:2013, Screening by X-ray Fluorescence Spectroscopy (XRF)

Seq. No.	Tested Part(s)	Results						Date of sample submission/resubmission
		Cd	Pb	Hg	Cr ^v	Br ^v		
						PBBs	PBDEs	
1	Black soft plastic shell	BL	BL	BL	BL	X	X	2020-05-29
2	Black soft plastic sheet with adhesive	BL	BL	BL	BL	BL	BL	2020-05-29
3	Orange soft plastic button	BL	BL	BL	BL	BL	BL	2020-05-29
4	Silver metal screw with black coating	BL	BL	BL	BL	/	/	2020-05-29
5	Golden metal solenoid	BL	BL	BL	BL	/	/	2020-05-29
6	Silver solder joint	BL	BL	BL	BL	/	/	2020-05-29
7	Black diode	BL	BL	BL	BL	BL	BL	2020-05-29
8	Black capacitor	BL	BL	BL	BL	BL	BL	2020-05-29
9	Black transistor	BL	BL	BL	BL	BL	BL	2020-05-29
10	Red glass diode	BL	BL	BL	BL	BL	BL	2020-05-29
11	Yellow body	BL	BL	BL	BL	BL	BL	2020-05-29
12	Black SMD IC	BL	BL	BL	BL	BL	BL	2020-05-29
13	Brown chip capacitor	BL	BL	BL	BL	BL	BL	2020-05-29
14	Silver metal crystal	BL	BL	BL	BL	/	/	2020-05-29
15	Black ceramic shell	BL	BL	BL	BL	BL	BL	2020-05-29
16	Copper color metal coil	BL	BL	BL	BL	/	/	2020-05-29
17	Silver metal shell	BL	BL	BL	BL	/	/	2020-05-29
18	Black soft plastic plug	BL	BL	BL	BL	BL	BL	2020-05-29
19	Brown wet paper	BL	BL	BL	BL	BL	BL	2020-05-29
20	Bright silver metal film	BL	BL	BL	BL	/	/	2020-05-29
21	Silver gray metal film	BL	BL	BL	BL	/	/	2020-05-29
22	Silver metal pin	BL	BL	BL	BL	/	/	2020-05-29
23	Green soft plastic lamp holder	BL	BL	BL	BL	BL	BL	2020-05-29
24	Red soft plastic lamp holder	BL	BL	BL	BL	BL	BL	2020-05-29
25	Black soft plastic shell	BL	BL	BL	BL	BL	BL	2020-05-29

TEST REPORT

Report No.: LCS200525127AR

Date: 2020.06.05

Page 3 of 15

Seq. No.	Tested Part(s)	Results						Date of sample submission/resubmission
		Cd	Pb	Hg	Cr ^v	Br ^v		
						PBBs	PBDEs	
26	Black soft plastic buttons	BL	BL	BL	BL	BL	BL	2020-05-29
27	Silver metal frame	BL	BL	BL	BL	/	/	2020-05-29
28	Silver metal spring	BL	BL	BL	BL	/	/	2020-05-29
29	Silver metal fixture	BL	BL	BL	BL	/	/	2020-05-29
30	Silver metal steel ball	BL	BL	BL	BL	/	/	2020-05-29
31	Brown soft plastic board	BL	BL	BL	BL	BL	BL	2020-05-29
32	Silver metal plate with gold coating	BL	BL	BL	BL	/	/	2020-05-29
33	Silver solder joint	BL	BL	BL	BL	/	/	2020-05-29
34	White soft plastic lamp holder	BL	BL	BL	BL	BL	BL	2020-05-29
35	Green PCB board	BL	BL	BL	BL	/	/	2020-05-29
36	Black soft plastic buttons	BL	BL	BL	BL	BL	BL	2020-05-29
37	Black soft plastic shell	BL	BL	BL	BL	BL	BL	2020-05-29
38	Silver metal pin	BL	BL	BL	BL	/	/	2020-05-29
39	Silver metal frame	BL	BL	BL	BL	/	/	2020-05-29
40	Silver metal plate	BL	BL	BL	BL	/	/	2020-05-29
41	Silver metal shell	BL	BL	BL	BL	/	/	2020-05-29
42	Black soft plastic fixture	BL	BL	BL	BL	BL	BL	2020-05-29
43	Silver metal pins with golden coating	BL	BL	BL	BL	/	/	2020-05-29
44	Black soft plastic line leather	BL	BL	BL	BL	BL	BL	2020-05-29
45	Red soft plastic line leather	BL	BL	BL	BL	BL	BL	2020-05-29
46	Silver wire	BL	BL	BL	BL	/	/	2020-05-29
47	Black soft plastic sleeve	BL	BL	BL	BL	BL	BL	2020-05-29
48	Red soft plastic sleeve	BL	BL	BL	BL	BL	BL	2020-05-29
49	Red soft plastic line leather	BL	BL	BL	BL	BL	BL	2020-05-29
50	Black soft plastic line leather	BL	BL	BL	BL	BL	BL	2020-05-29

TEST REPORT

Report No.: LCS200525127AR

Date: 2020.06.05

Page 4 of 15

Seq. No.	Tested Part(s)	Results						Date of sample submission/resubmission
		Cd	Pb	Hg	Cr ^{VI}	Br ^{VI}		
						PBBs	PBDEs	
51	Silver metal clip	BL	BL	BL	BL	/	/	2020-05-29
52	Silver metal spring	BL	BL	BL	BL	/	/	2020-05-29
53	Silver metal rod	BL	BL	BL	BL	/	/	2020-05-29
54	Silver wire	BL	BL	BL	BL	/	/	2020-05-29
55	Black soft plastic pulley	BL	BL	BL	BL	BL	BL	2020-05-29
56	Black soft plastic shell	BL	BL	BL	BL	BL	BL	2020-05-29
57	Silver metal bottom case	BL	BL	BL	BL	/	/	2020-05-29
58	Black soft plastic ring	BL	BL	BL	BL	BL	BL	2020-05-29
59	Black soft plastic sheet	BL	BL	BL	BL	BL	BL	2020-05-29
60	Copper color metal coil	BL	BL	BL	BL	/	/	2020-05-29
61	Black cotton pad with viscose	BL	BL	BL	BL	BL	BL	2020-05-29
62	Silver magnet	BL	BL	BL	BL	/	/	2020-05-29
63	Beige adhesive	BL	BL	BL	BL	BL	BL	2020-05-29
64	Black diode	BL	BL	BL	BL	BL	BL	2020-05-29
65	Black SMD IC	BL	BL	BL	BL	BL	BL	2020-05-29
66	Black capacitor	BL	BL	BL	BL	BL	BL	2020-05-29
67	Red wire	BL	BL	BL	BL	/	/	2020-05-29
68	Green wire	BL	BL	BL	BL	/	/	2020-05-29
69	Black soft plastic line leather	BL	BL	BL	BL	BL	BL	2020-05-29
70	Yellow chip capacitor	BL	BL	BL	BL	BL	BL	2020-05-29
71	Silver metal crystal	BL	BL	BL	BL	/	/	2020-05-29
72	Green PCB board	BL	BL	BL	BL	BL	BL	2020-05-29
73	Black soft plastic shell	BL	BL	BL	BL	BL	BL	2020-05-29
74	Gold metal plate	BL	BL	BL	BL	/	/	2020-05-29
75	Silver metal body	BL	BL	BL	BL	/	/	2020-05-29
76	Transparent soft plastic lamp holder	BL	BL	BL	BL	BL	BL	2020-05-29

TEST REPORT

Report No.: LCS200525127AR

Date: 2020.06.05

Page 5 of 15

Note:

- (1) Results were obtained by XRF for primary screening, and further chemical testing by ICP (for Cd, Pb, Hg), UV-Vis (for Cr(VI)) and GC-MS (for PBBs, PBDEs) are recommended to be performed, if the concentration exceeds the below warning value according to IEC 62321-3-1:2013.

Element	Unit	Non-metal	Metal	Composite Material
Cd	mg/kg	BL≤70-3σ<X <130+3σ≤OL	BL≤70-3σ<X <130+3σ≤OL	BL≤50-3σ<X <150+3σ≤OL
Pb	mg/kg	BL≤700-3σ<X <1300+3σ≤OL	BL≤700-3σ<X <1300+3σ≤OL	BL≤500-3σ<X <1500+3σ≤OL
Hg	mg/kg	BL≤700-3σ<X <1300+3σ≤OL	BL≤700-3σ<X <1300+3σ≤OL	BL≤500-3σ<X <1500+3σ≤OL
Cr	mg/kg	BL≤700-3σ<X	BL≤700-3σ<X	BL≤500-3σ<X
Br	mg/kg	BL≤300-3σ<X	--	BL≤250-3σ<X

Note:

- BL = Below Limit
OL = Over Limit
X = Inconclusive

- (2) The XRF screening test for RoHS elements – The reading may be different to the actual content in the sample be of non-uniformity composition.
- (3) The maximum permissible limit is quoted from the document 2015/863/EC amending RoHS directive 2011/65/EU:
- (4) ▼=For restricted substances PBBs and PBDEs, the results show the total Br content; The restricted substance was Cr(VI), and the results showed the total Cr content

TEST REPORT

Report No.: LCS200525127AR

Date: 2020.06.05

Page 6 of 15

RoHS Restricted Substances	Maximum Concentration Value (mg/kg) (by weight in homogenous materials)
Cadmium (Cd)	100
Lead (Pb)	1000
Mercury (Hg)	1000
Hexavalent Chromium (Cr(VI))	1000
Polybrominated biphenyls (PBBs)	1000
Polybrominated diphenylethers (PBDEs)	1000
Dibutyl Phthalate(DBP)	1000
Benzylbutyl Phthalate(BBP)	1000
Bis(2-ethylhexyl) Phthalate(DEHP)	1000
Diisobutyl phthalate(DIBP)	1000

Disclaimers:

This XRF Screening report is for reference purposes only. The applicant shall make its/his/her own judgment as to whether the information provided in this XRF screening report is sufficient for its/his/her purposes.

The result shown in this XRF screening report will differ based on various factors, including but not limited to, the sample size, thickness, area, surface flatness, equipment parameters and matrix effect (e.g. plastic, rubber, metal, glass, ceramic etc.). Further wet chemical pre-treatment with relevant chemical equipment analysis are required to obtain quantitative data.

B. EU RoHS Directive 2011/65/EU and its amendment Directives 2015/863/EU on Lead, Cadmium, Mercury, Hexavalent Chromium, PBBs, PBDEs, DBP, BBP, DEHP, DIBP content.

Test method:

Lead(Pb) & Cadmium(Cd) Content:

With reference to IEC 62321-5:2013, by acid digestion and analysis was performed by inductively coupled plasma atomic emission spectrometer (ICP-OES)

Mercury(Hg) Content:

With reference to IEC 62321-4:2013+AMD1:2017 CSV, by acid digestion and analysis was performed by inductively coupled plasma atomic emission spectrometer (ICP-OES)

Hexavalent Chromium(Cr(VI)) Content:

With reference to IEC 62321-7-1:2015 or IEC 62321-7-2:2017, by alkaline digestion and analysis was performed by UV-visible spectrophotometer (UV-Vis)

PBBs & PBDEs Content:

With reference to IEC 62321-6:2015, by solvent extraction and analysis was performed by gas chromatographic-mass spectrometer (GC-MS)

BBP DBP DEHP & DIBP Content:

With reference to IEC 62321-8:2017, by solvent extraction and analysis was performed by gas chromatographic-mass spectrometer (GC-MS)

TEST REPORT

Report No.: LCS200525127AR

Date: 2020.06.05

Page 7 of 15

Note:

- MDL = Method Detection Limit
- /= Not apply
- LOQ = Limit of Quantification, The LOQ of Hexavalent chromium is 0.10 $\mu\text{g}/\text{cm}^2$
- ▼ = a. The sample is positive for Cr(VI) if the Cr(VI) concentration is greater than 0.13 $\mu\text{g}/\text{cm}^2$. The sample coating is considered to contain Cr(VI)
b. The sample is negative for Cr(VI) if Cr(VI) is N.D.(concentration less than 0.10 $\mu\text{g}/\text{cm}^2$). The sample coating is considered a non- Cr(VI) based coating
c. The result between 0.10 $\mu\text{g}/\text{cm}^2$ and 0.13 $\mu\text{g}/\text{cm}^2$ is considered to be inconclusive, unavoidable coating variations may influence the determination
- Information on storage conditions and production date of the tested samples is unavailable and thus Cr(VI) results represent status of the sample at the time of testing
- mg/kg = ppm=parts per million
- N.D.=Not Detected(<MDL or LOQ)
- #1 According to RoHS directive 2011/65/EU and its amendments, Lead is exempted in glass of cathode ray tubes, electronic components and fluorescent tubes.
- #2 According to RoHS directive 2011/65/EU and its amendments, Lead is exempted in electronic ceramic parts (e.g. piezoelectronic devices).
- #3 According to RoHS directive 2011/65/EU and its amendments, Lead is exempted as an alloying element in Copper containing up to 4% (40000ppm) by weight.
- #4 According to RoHS directive 2011/65/EU and its amendments, Lead is exempted in high melting temperature type solders (i.e. lead-based alloys containing 85 % by weight or more lead).
- #5 According to the statement provided by the customer, according to RoHS directive 2011/65/EU and its amendments, Lead is exempted as an alloying element in Aluminum containing up to 0.4% (4000ppm) by weight.
- #6 According to the statement provided by the customer, according to RoHS directive 2011/65/EU and its amendments, Cadmium and its compounds in electrical contact is exempted.
- #7 According to the statement provided by the customer, according to RoHS directive 2011/65/EU and its Amendments, Lead is exempted in steel for machining purposes and in galvanised steel containing up to 0.35% (3500ppm) by weight.
- Flow chart appendix is included.
- Photo appendix is included.

TEST REPORT

Report No.: LCS200525127AR

Date: 2020.06.05

Page 8 of 15

1) The test results of DBP、BBP、DEHP & DIBP

Item	Unit	MDL	Results	Limit
			1+2+3+7+8+9	
Dibutyl Phthalate(DBP)	mg/kg	600	N.D.	1000
Benzylbutyl Phthalate(BBP)	mg/kg	600	N.D.	1000
Bis(2-ethylhexyl) Phthalate(DEHP)	mg/kg	600	N.D.	1000
Diisobutyl phthalate(DIBP)	mg/kg	600	N.D.	1000

Item	Unit	MDL	Results	Limit
			10+11+12+13+15+18	
Dibutyl Phthalate(DBP)	mg/kg	600	N.D.	1000
Benzylbutyl Phthalate(BBP)	mg/kg	600	N.D.	1000
Bis(2-ethylhexyl) Phthalate(DEHP)	mg/kg	600	N.D.	1000
Diisobutyl phthalate(DIBP)	mg/kg	600	N.D.	1000

Item	Unit	MDL	Results	Limit
			19+23+24+25+26+31	
Dibutyl Phthalate(DBP)	mg/kg	600	N.D.	1000
Benzylbutyl Phthalate(BBP)	mg/kg	600	N.D.	1000
Bis(2-ethylhexyl) Phthalate(DEHP)	mg/kg	600	N.D.	1000
Diisobutyl phthalate(DIBP)	mg/kg	600	N.D.	1000

Item	Unit	MDL	Results	Limit
			34+36+37+42+44	
Dibutyl Phthalate(DBP)	mg/kg	600	N.D.	1000
Benzylbutyl Phthalate(BBP)	mg/kg	600	N.D.	1000
Bis(2-ethylhexyl) Phthalate(DEHP)	mg/kg	600	N.D.	1000
Diisobutyl phthalate(DIBP)	mg/kg	600	N.D.	1000

TEST REPORT

Report No.: LCS200525127AR

Date: 2020.06.05

Page 9 of 15

Item	Unit	MDL	Results	Limit
			45+47+48+49+50	
Dibutyl Phthalate(DBP)	mg/kg	600	N.D.	1000
Benzylbutyl Phthalate(BBP)	mg/kg	600	N.D.	1000
Bis(2-ethylhexyl) Phthalate(DEHP)	mg/kg	600	N.D.	1000
Diisobutyl phthalate(DIBP)	mg/kg	600	N.D.	1000

Item	Unit	MDL	Results	Limit
			55+56+58+59+61+63	
Dibutyl Phthalate(DBP)	mg/kg	600	N.D.	1000
Benzylbutyl Phthalate(BBP)	mg/kg	600	N.D.	1000
Bis(2-ethylhexyl) Phthalate(DEHP)	mg/kg	600	N.D.	1000
Diisobutyl phthalate(DIBP)	mg/kg	600	N.D.	1000

Item	Unit	MDL	Results	Limit
			64+65+66+69+70+72	
Dibutyl Phthalate(DBP)	mg/kg	600	N.D.	1000
Benzylbutyl Phthalate(BBP)	mg/kg	600	N.D.	1000
Bis(2-ethylhexyl) Phthalate(DEHP)	mg/kg	600	N.D.	1000
Diisobutyl phthalate(DIBP)	mg/kg	600	N.D.	1000

Item	Unit	MDL	Results	Limit
			73+76	
Dibutyl Phthalate(DBP)	mg/kg	600	N.D.	1000
Benzylbutyl Phthalate(BBP)	mg/kg	600	N.D.	1000
Bis(2-ethylhexyl) Phthalate(DEHP)	mg/kg	600	N.D.	1000
Diisobutyl phthalate(DIBP)	mg/kg	600	N.D.	1000

TEST REPORT

Report No.: LCS200525127AR

Date: 2020.06.05

Page 10 of 15

2) The test results of PBBs & PBDEs

Item	Unit	MDL	Results	Limit
			(1)	
Polybrominated Biphenyls (PBBs)				
Monobromobiphenyl	mg/kg	5	N.D.	
Dibromobiphenyl	mg/kg	5	N.D.	
Tribromobiphenyl	mg/kg	5	N.D.	
Tetrabromobiphenyl	mg/kg	5	N.D.	
Pentabromobiphenyl	mg/kg	5	N.D.	
Hexabromobiphenyl	mg/kg	5	N.D.	
Heptabromobiphenyl	mg/kg	5	N.D.	
Octabromobiphenyl	mg/kg	5	N.D.	
Nonabromodiphenyl	mg/kg	5	N.D.	
Decabromodiphenyl	mg/kg	5	N.D.	
Total content	mg/kg	/	N.D.	1000
Polybrominated Diphenylethers (PBDEs)(Mon-Deca)				
Monobromodiphenyl ether	mg/kg	5	N.D.	
Dibromodiphenyl ether	mg/kg	5	N.D.	
Tribromodiphenyl ether	mg/kg	5	N.D.	
Tetrabromodiphenyl ether	mg/kg	5	N.D.	
Pentabromodiphenyl ether	mg/kg	5	N.D.	
Hexabromodiphenyl ether	mg/kg	5	N.D.	
Heptabromodiphenyl ether	mg/kg	5	N.D.	
Octabromodiphenyl ether	mg/kg	5	N.D.	
Nonabromodiphenyl ether	mg/kg	5	N.D.	
Decabromodiphenyl ether	mg/kg	5	N.D.	
Total content	mg/kg	/	N.D.	1000

Remark:

- mg/kg = ppm
- N.D. = Not detected
- MDL=Method detected limited
- Flow chart appendix is included
- Photo appendix is included.

TEST REPORT

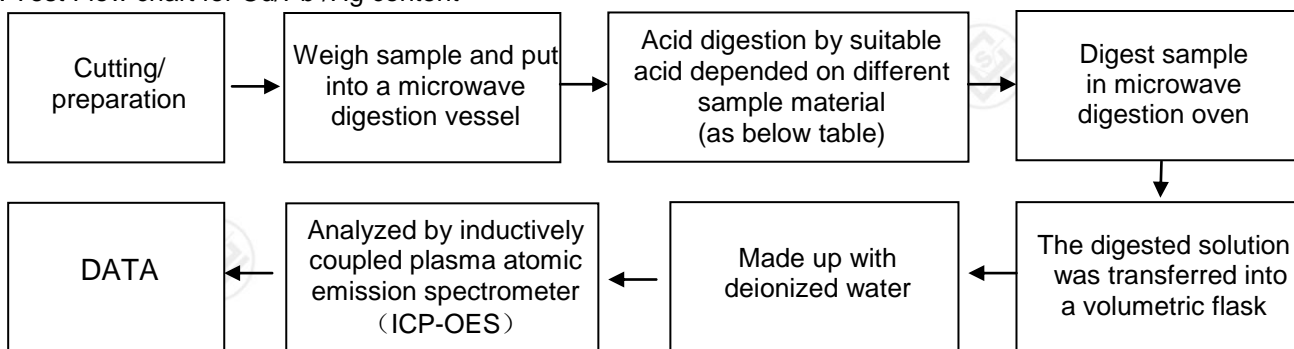
Report No.: LCS200525127AR

Date: 2020.06.05

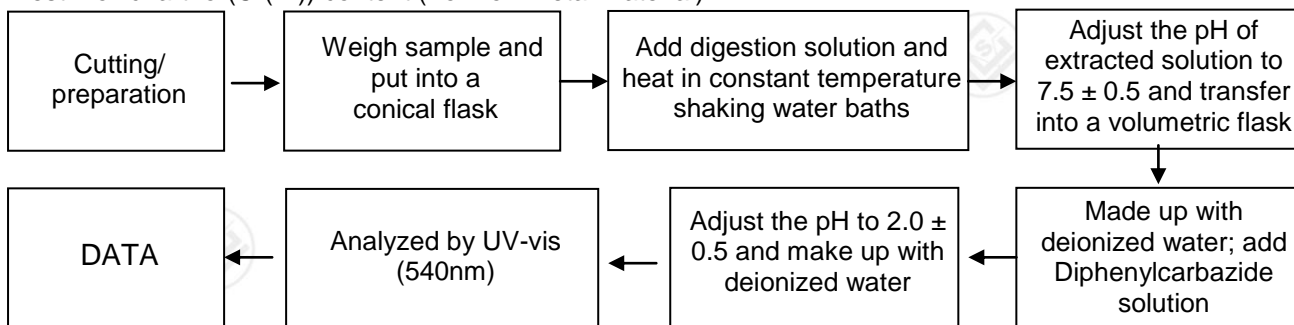
Page 11 of 15

Appendix

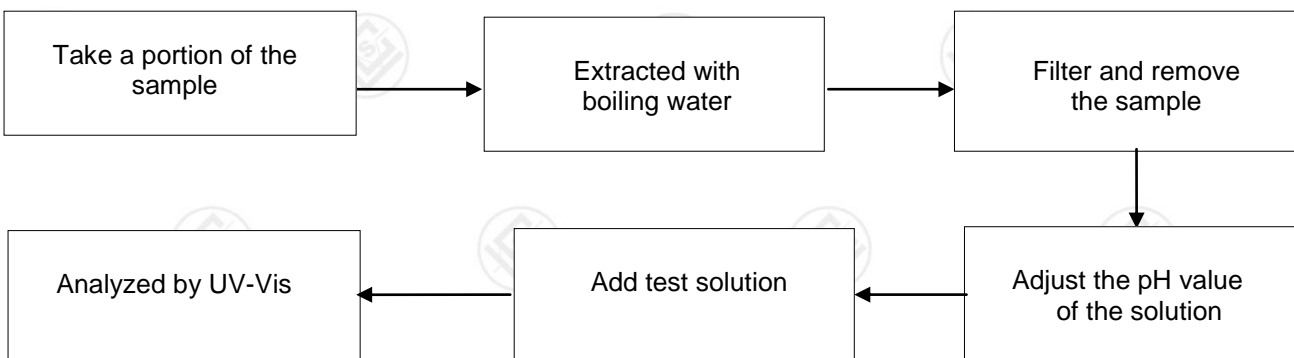
1. Test Flow chart for Cd/Pb /Hg content



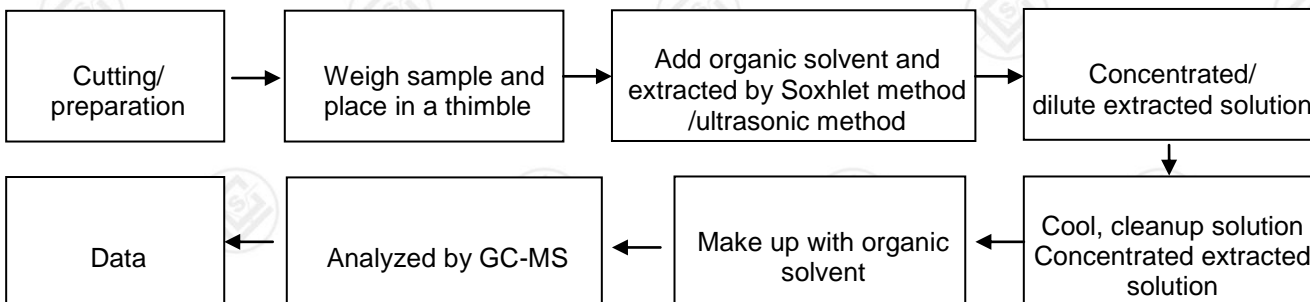
2. Test Flowchart for(Cr(VI)) content (For non-metal material)



Test Flowchart for (Cr(VI)) content (For metal material)



3. Test Flow chart for PBBs & PBDEs & DBP & BBP & DEHP & DIBP content




TEST REPORT

Report No.: LCS200525127AR

Date: 2020.06.05

Page 12 of 15

The photo of the sample



TEST REPORT

Report No.: LCS200525127AR

Date: 2020.06.05

Page 13 of 15



TEST REPORT

Report No.: LCS200525127AR

Date: 2020.06.05

Page 14 of 15



Blank

***** End of Report *****

TEST REPORT

Report No.: LCS200525127AR

Date: 2020.06.05

Page 15 of 15

Statement:

1. The test report is considered invalidated without approval signature, special seal on the perforation.
2. The result(s) shown in this report refer only to the sample(s) tested.
3. Without written approval of LCS, this report can't be reproduced except in full.
4. The sample(s) and sample information was/were provided by the client who should be responsible for the authenticity which LCS hasn't verified.
5. In case of any discrepancy between the English version and Chinese version of the testing reports(if generated), the Chinese version shall prevail.